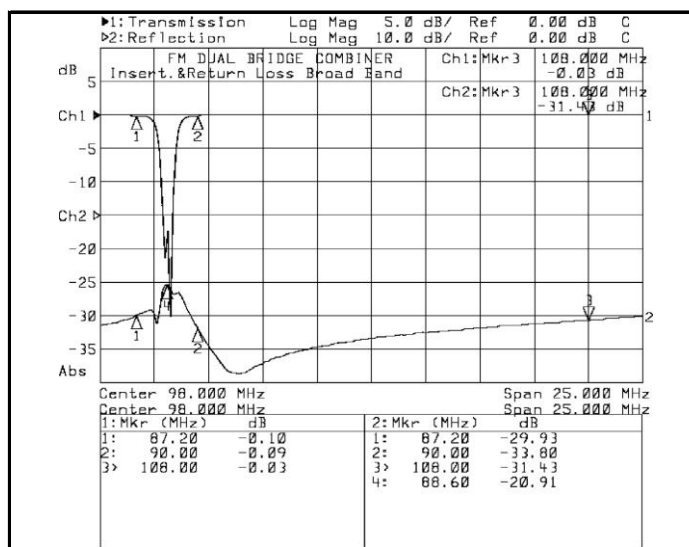
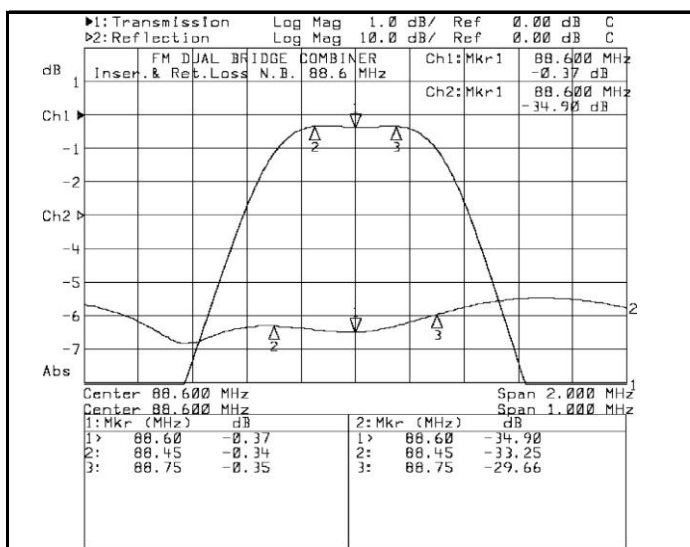
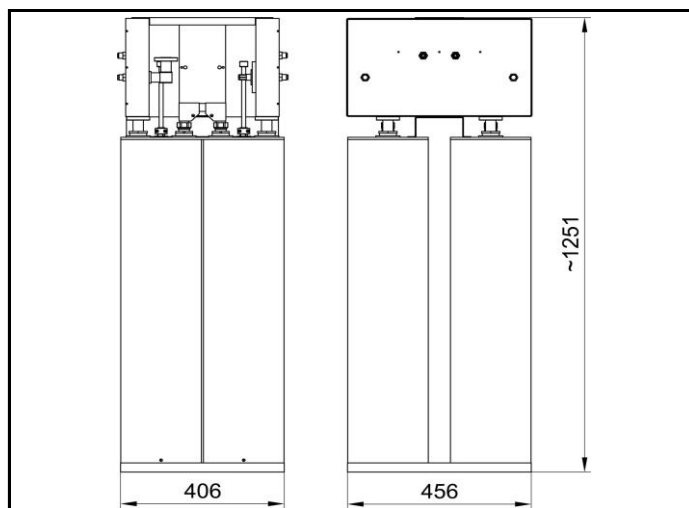


**PART NUMBER:**

**20061-DP**

**TITLE:**

**3+9kW COMBINER BRIDGE DIPLEXER (DOUBLE CAVITY)  
COMPACT LINE**



<b>ELECTRICAL CHARACTERISTICS</b>	
Frequency Range (MHz)	87.5 ÷ 108
N.B. Insertion Loss (dB)	< 0.45
B.B. Insertion Loss (dB)	< 0.15
Min. distance between channels (MHz)	1.4
Insulation NB>BB (dB)	> 40
Insulation BB>NB (dB)	> 40
Return loss by channels (dB)	> 26
Input/Output impedance (Ohm)	50
Narrowband maximum power (W)	3000
Maximum output power (W)	12000

<b>MECHANICAL CHARACTERISTICS</b>	
Input narrowband	EIA 7/8"
Input broadband	EIA 1 5/8"
Output	EIA 1 5/8"
Temperature range (C°)	-10 ÷ 50
Weight (kg)	62

(\*) Different connectors on request.