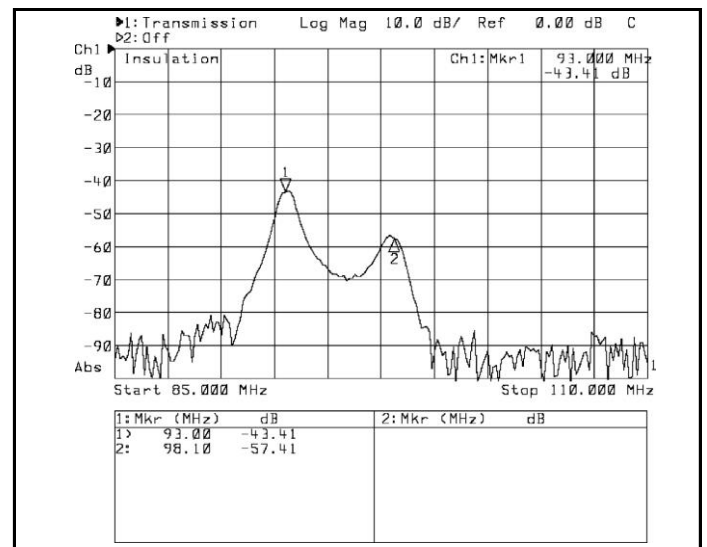
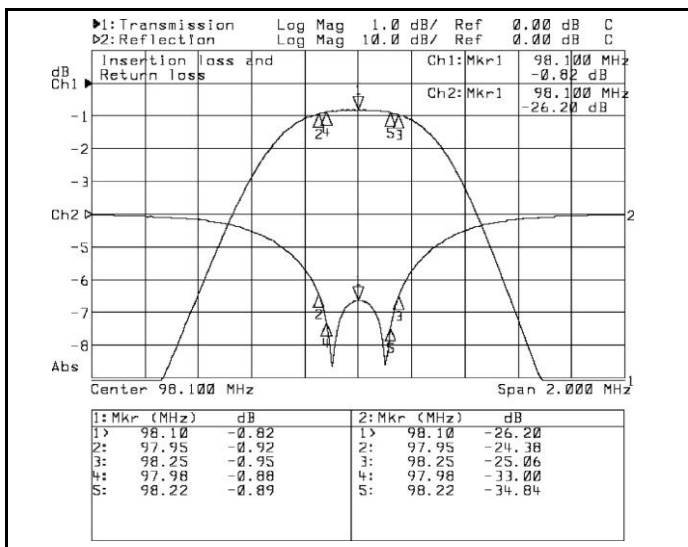
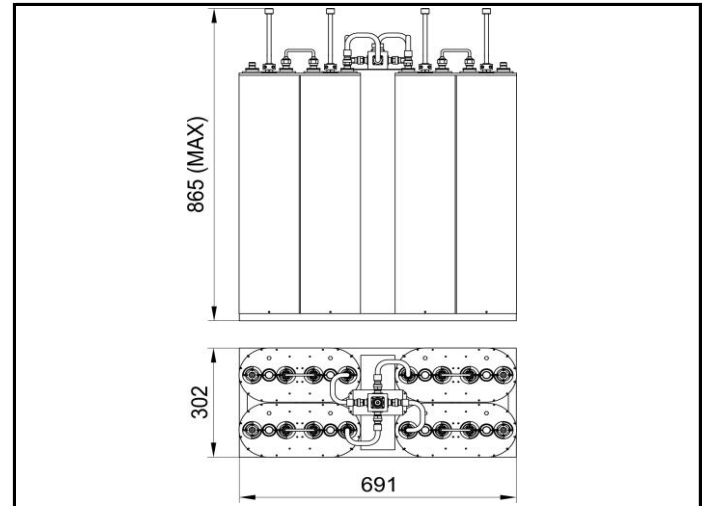


PART NUMBER: 20001-L-S4

TITLE: 4x600W DOUBLE CAVITY BAND PASS FILTER STAR COMBINER



| ELECTRICAL CHARACTERISTICS | |
|--------------------------------------|------------|
| Frequency Range (MHz) | 87.5 ÷ 108 |
| Insertion Loss by channels (dB) | < 0.55 |
| Return loss by channels (dB) | > 26 |
| Input/output impedance (Ohm) | 50 |
| Min. distance between channels (MHz) | 2 |
| Insulation between channels (dB) | > 30 |
| Maximum channel input power (W) | 600 |
| Maximum output power (W) | 2400 |

| MECHANICAL CHARACTERISTICS | |
|----------------------------|----------|
| Input connection | N |
| Output connection | DIN 7/16 |
| Temperature range (C°) | -10 ÷ 50 |
| Weight (kg) | 55 |

(*) Different connectors on request.

