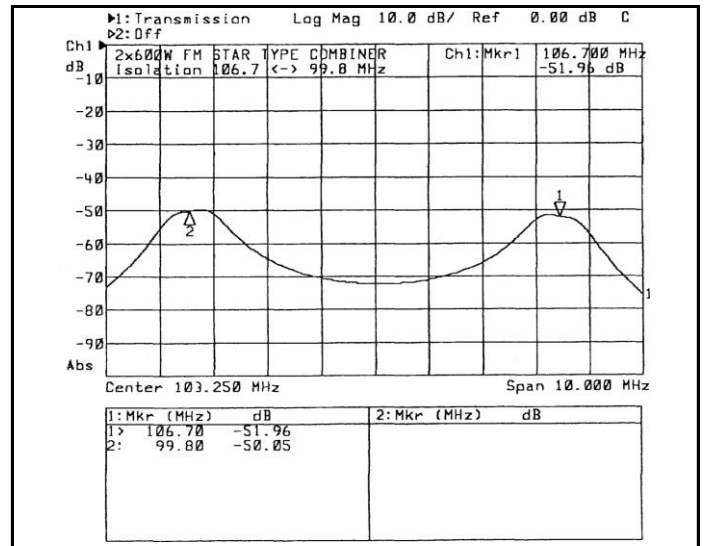
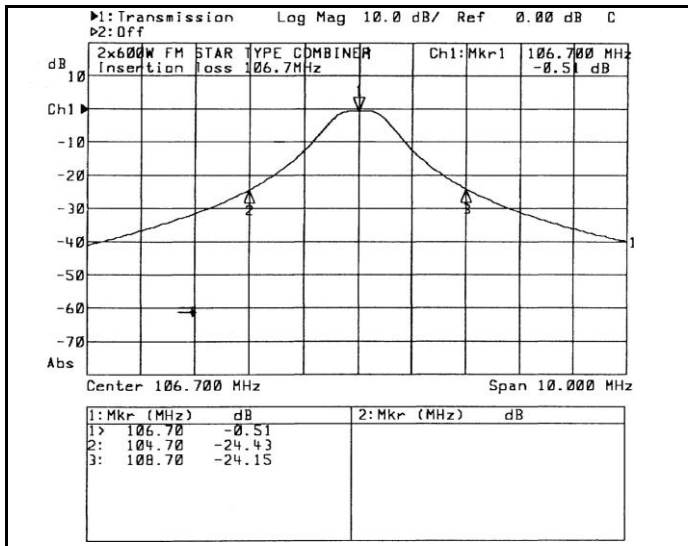
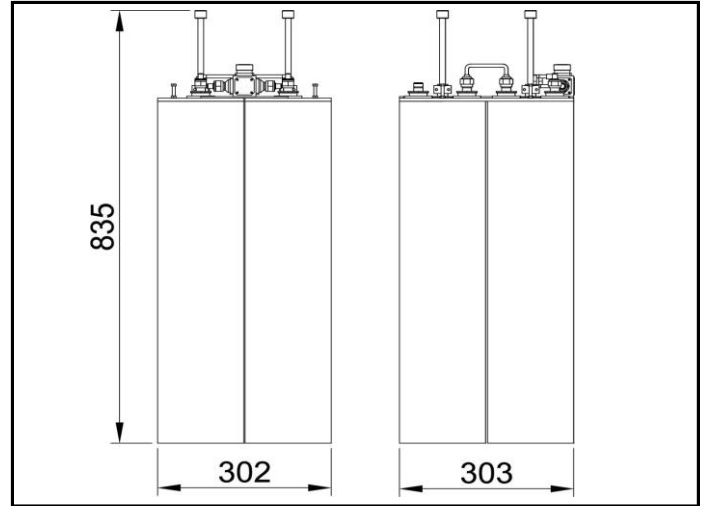


PART NUMBER: 20001-L-S2

TITLE: 2x600W DOUBLE CAVITY BAND PASS FILTER STAR COMBINER



ELECTRICAL CHARACTERISTICS	
Frequency Range (MHz)	87.5 ÷ 108
Insertion Loss by channels (dB)	< 0.55
Return loss by channels (dB)	> 26
Input/output impedance (Ohm)	50
Min. distance between channels (MHz)	2
Insulation between channels (dB)	> 30
Maximum channel input power (W)	600
Maximum output power (W)	1200

MECHANICAL CHARACTERISTICS	
Input connection	N
Output connection	DIN 7/16
Temperature range (C°)	-10 ÷ 50
Weight (kg)	25

(*) Different connectors on request.